

STRATUS™



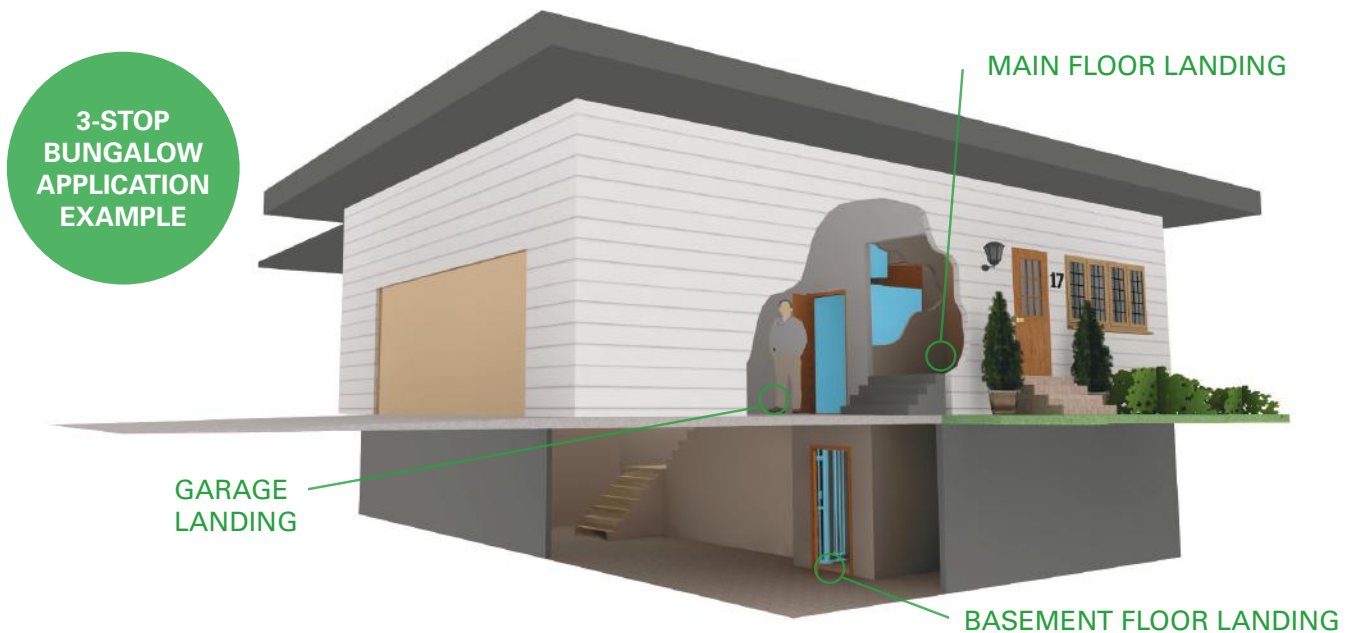
Home Elevators Made Affordable





Home Elevators **Made Affordable**

Two Stop Elevators, simply going from one floor to another are very straight forward but we can also work with applications like the one shown below with 3-stops and even more complex solutions with entry and exit points on various sides.



Again, we can make your elevator easy. Just **give us a call and we'll connect you with one of our many dealers across North America.**

HOW IS THE STRATUS™ DIFFERENT?



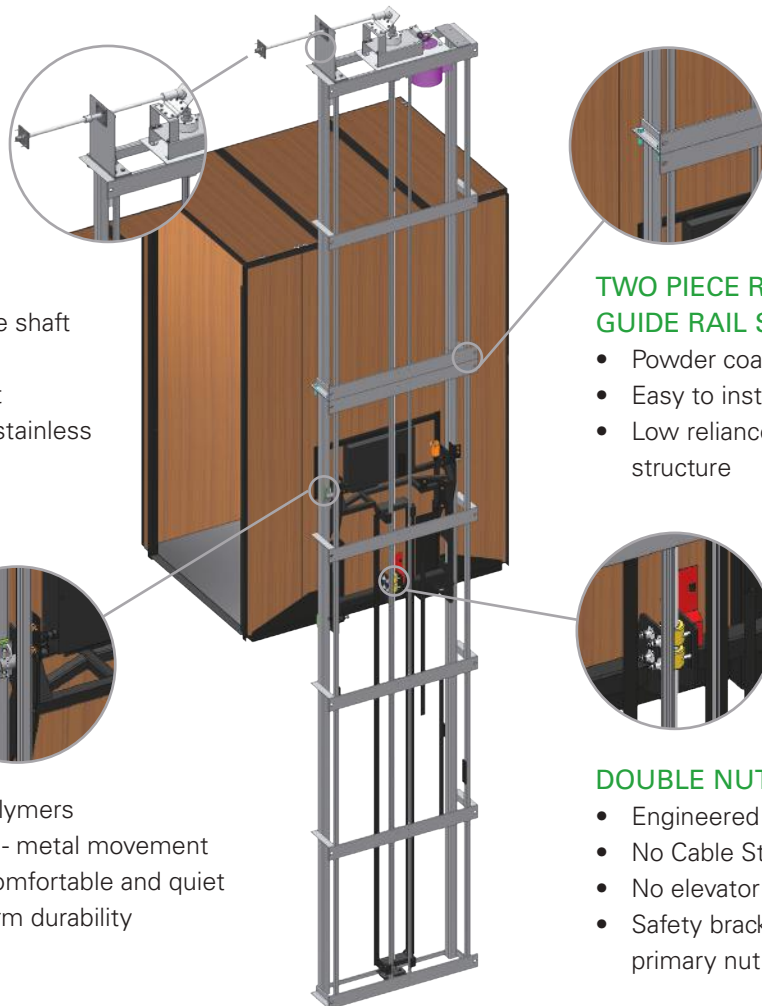
- For those that thought an elevator in their home was too complex or expensive, RAM has a new option: the Stratus™ Home Elevator.
- Developed specifically for 2 storey homes, the Stratus™ avoid unnecessary complexity and costs that come with products that try to cover too many variations.
- Simple drive system that has been adapted from our field proven designs that have been in use for over 20 years.
- All the sliding and moving interfaces utilize engineered polymers – this means that RAM has now created one of the quietest and smoothest home elevators on the market.
- Elevators may once have been a luxury item, but they are becoming an affordable appliance for any home.
- Not only is the Stratus™ easy to integrate in to your home, it is also one of the most **Economical but still Elegant** Home Elevator products available today.

90DEG MANUAL LOWERING CRANK

- Accessed from outside shaft
- Patent pending design
- Standard on every unit
- Adjustable input with stainless cover plate on exterior

POLYMER GUIDES

- Utilizes engineered polymers to eliminate metal - to - metal movement
- This provides a very comfortable and quiet ride as well as long term durability



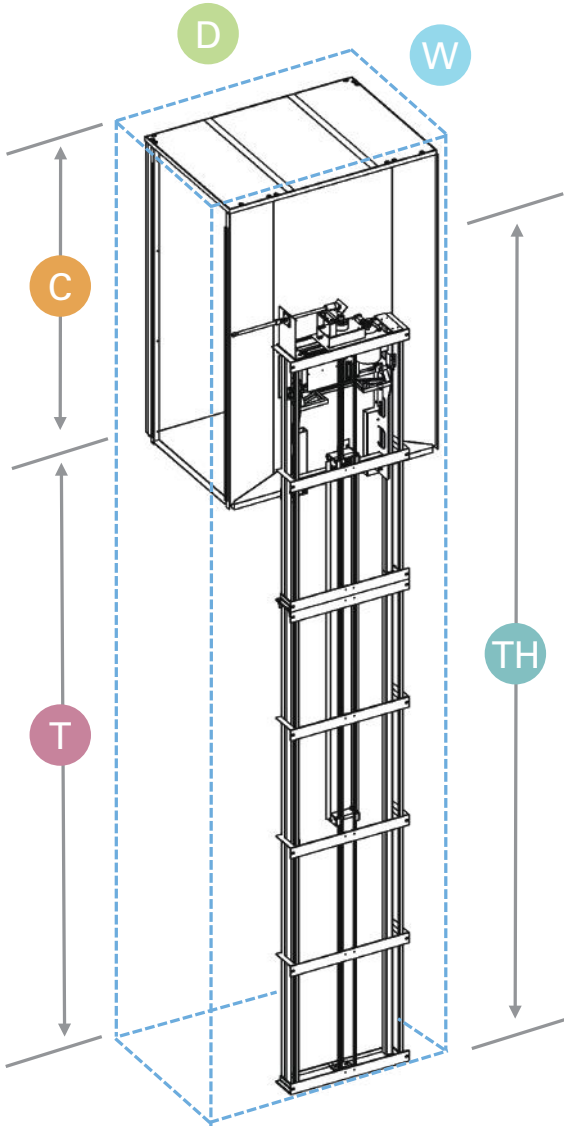
TWO PIECE RIGID GUIDE RAIL SYSTEM

- Powder coated steel
- Easy to install in tight shafts
- Low reliance on building structure

DOUBLE NUT ACME SCREW

- Engineered Polymer Drive Nuts
- No Cable Stretch
- No elevator safeties to set
- Safety bracket to indicate when primary nut is worn out

SPECIFICATIONS



- 20ft/min travel speed
- Automatic Operation
- Synchronous Geared Belt Drive with Brake
- ACME Screw Design
- Durable Laminate Interior Standard
- 220V, Single Phase, 20A power required
- 800lb capacity
- 9ft, 11ft, and 14ft travel models available
- Standard Carriage Sizes (width and length) 36in x 48in, 40in x 54in, 40in x 60in
- Entry and Exit Styles Available: In-out Same Side, Adjacent Left or Right, Straight Through
- Custom carriage sizes are available
- No-Pit Required – see image below



Slab with RAM's No Pit (small ramp required for 2in rise)



Slab with RAM's 2in Pit



Typical Competitor 6-12 in Pit (requires extensive ground prep)

SHAFT DIMENSIONS

Carriage Inside Dimensions (depth, length, height)

36in x 48in x 84in
40in x 54in x 84in
40in x 60in x 84in

Width **W**

50.5in
54.5in
54.5in

Depth **D**

53.5in
59.5in
65.5in

Max. Travel Height **T**

9 Feet
11 Feet
14 Feet

Clearance **C**

92in
92in
92in

Tower Height **TH**

13 Feet
15 Feet
18 Feet

* Overhead Clearance is measured from the floor of the top landing. The travel for each size is infinitely adjustable up to the maximum travel height.

RAM Manufacturing Ltd. Elevators are designed to meet ASME A17.1/ CSA B44 safety standards when properly equipped. While RAM elevators meet national standards, it is imperative to check State/ Provincial and Local code requirements before installing to ensure compliance. All State/ Provincial and Local compliance is the responsibility of the purchaser.



RAM Manufacturing Ltd.
10203 - 184 Street
Edmonton, Alberta T5S 2J4
1-800-563-4382

www.trustram.com

contact us for a
dealer near you

Standard Interior Wall Finishes




1. White
2. Contour White
3. Hardrock Maple
4. Noce Como
5. Burma Cherry
6. Autumn Glow
7. Brazilian Walnut
8. Libretti

10. White
11. Black
12. Anodized Aluminum (Std)
13. Champagne
14. Anodized Dark Bronze
15. Anodized Medium Bronze
16. Pearlescent White
17. Stainless Steel

*These are RAM's standard offerings but additional Laminate options are available upon request and for additional upgrade price. The price will depend on the laminate selected.

Trim Material Finishes

(Anodized Aluminum and Stainless Steel Standard—all others are upgrades)



Handrails

(Optional Upgrade)



*For trim options, metal parts on the inside of the carriage including the control panel and hand rails will be supplied in this finish. Buttons will be supplied in stainless steel or optional brass finish.

Handrail in Stainless or 10,11,13,14,15,16

Entrance Safety Devices



(Standard)

(Optional)

18. Carriage Gate (additional gate finishes available)

19. Infrared Light Curtain - the invisible safety curtain

Push Button Options



(Standard)

(Upgrade)



10203—184st

Edmonton, AB, T5S2J4

1-800-563-4382

www.trustram.com